

Model MXB-075/MXB200
Documentation & Warranty Packet
Documentation y Paquete de Garantia

Thank you for purchasing our **MXB-075/MXB-200** drum agitator/mixer. If properly maintained, this chopper will provide years of trouble free service.

Gracias por comprar nuestro Agitador de Tambor. Si se usa apropiadamente "ESTE" le proveera anos de servicios libres de problemas.

IMPORTANT NOTICE: Failure to return the warranty sheet with a copy of the original sales receipt will void warranty.

NOTICIA IMPORTANTE: De no retornar la hoja de garantia con una copia del recibo original, su garantia sera anulada.


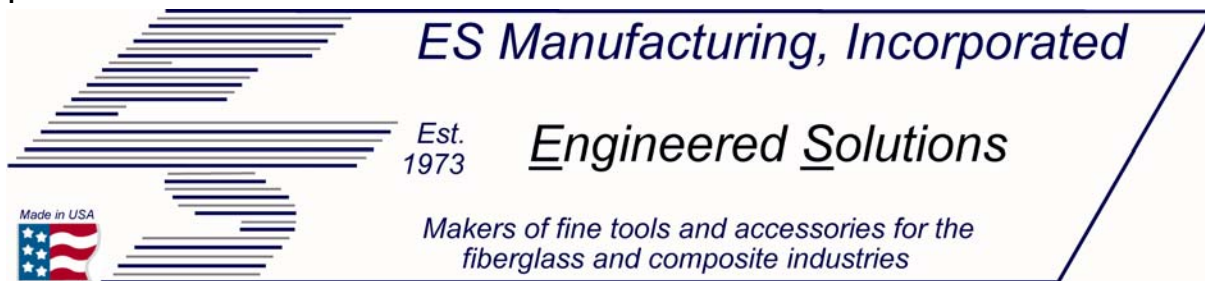
WARRANTY/GARANTIA

This model **MXB-075/MXB200** Drum Mixer is warranted against defect for a period of 60 days. Keep our original sales receipt for proof of purchase. ES MFG. Inc. will replace or repair any defective part, either directly, or through the distributor, at the option of ES MFG., Inc. ES MFG, Inc. reserves the right to inspect the merchandise at our facility, and is not responsible for transportation cost to ES MFG. Inc. ES MFG. Inc. **is not responsible for damage, loss, lost production, or any other expenses due to the failure of this product.** This warranty in no way guarantees the suitability of this equipment for use with any material. No other warranty is expressed or implied.

El modelo **MXB-075/MXB200** Agitador de tambor esta garantizado por defectos por 60 dias. Guarde el original de su recibo como prueba de compra. ES MFG., Inc. le reemplaza o repara cualquiera parte que venga defectuosa al momento de la compra, ya sea directa o indirectamente por medio de nuestro Distribuidor. (Es a la opcion de ES MFG., Inc.) ES MFG, Inc. se reserva el derecho de inspeccionar la mercancia devuelta nuestras oficinas, y no es reponsable por el costo de transportacion de la mercancia a nuestras Oficinas. ES MFG., Inc. **no es responsable por danos, perdidas, perdidas de produccion, o cualquier otro gasto debido al fallo de este producto.** Esta garantia no garantiza de ninguna manera el uso de este producto con ningun material. Ninguna otra garantia es expresada o implicada.

Copyright 2005 ®

www.esmfg.com sales@esmfg.com Ph. 727-323-4040 Fax 727-327-9872




MXB-075/MXB-200 Drum Mixer Agitator Mixer Instructions and Parts List

1. Unpack carefully and fill out ES & Gast warranty forms.
 - 1.1 Desempacar cuidadosamente y llene los formularios de Garantia.
2. Insert Muffler (MXB-8) into open ¼" Npt. Port.
 - 2.1 Inserte el silenciador (MSB-008) dentro del agujero ¼" NPT Port.
3. Gently insert shaft into small drum opening by slowly turning shaft into bung hole.
 - 3.1 Suavemente inserte el mango dentro del pequeno hoyo del tambor girando lentamente el mango dentro del tapon del hoyo.
4. Connect 3/8" ID Minimum of dry filtered air line to graduated needle valve (MXB-007).
Conecte 3/8" ID minima de aire seco filtrado en la linea que gradua la aguja de la valvula.
5. Slowly increase air flow to desired mix levels. (For morning start-ups, mix faster for about 20 minutes and then reduce to slow agitation while resin is being pumped.)
 - 5.1 Gradualmente incremente el flujo de aire deseado a los niveles combinados.
6. Note the number of rotations and graduation. The colors on the needle valve shaft should be helpful.
Observe el numero de rotaciones y graduaciones. Los colores en la aguja de la valvula (que esta en el mango) pueden ser de mucha ayuda.
7. Clean completely after each use.
 - 7.1 Limpiar completamente despues de su uso.
8. Follow all supplied Gast maintenance instructions.
Siga todas las instrucciones de mantenimiento para el Motor de Aire Gast Americano.

Copyright 2007 ®



Air Powered Drum MXB-075/MXB-200



WARNING!

Filtration & Lubrication:

A suitable sized filter/regulator/lubricator (not supplied) must be installed in the compressed air line and must be located between 1 & 2 meters from the product.

Adjustment:

Adjust the lubricator to allow one drop of oil per 1.5/2.0 cubic meters of air used. There are no adjustments on the product.

A V I S O!

Filtrado y Lubricacion:

Debe instalarse un filtro/regulador/lubricador (no suministrado), del tamaño adecuado, en la conducción de aire comprimido, situado entre 1 y 2 metros del producto.

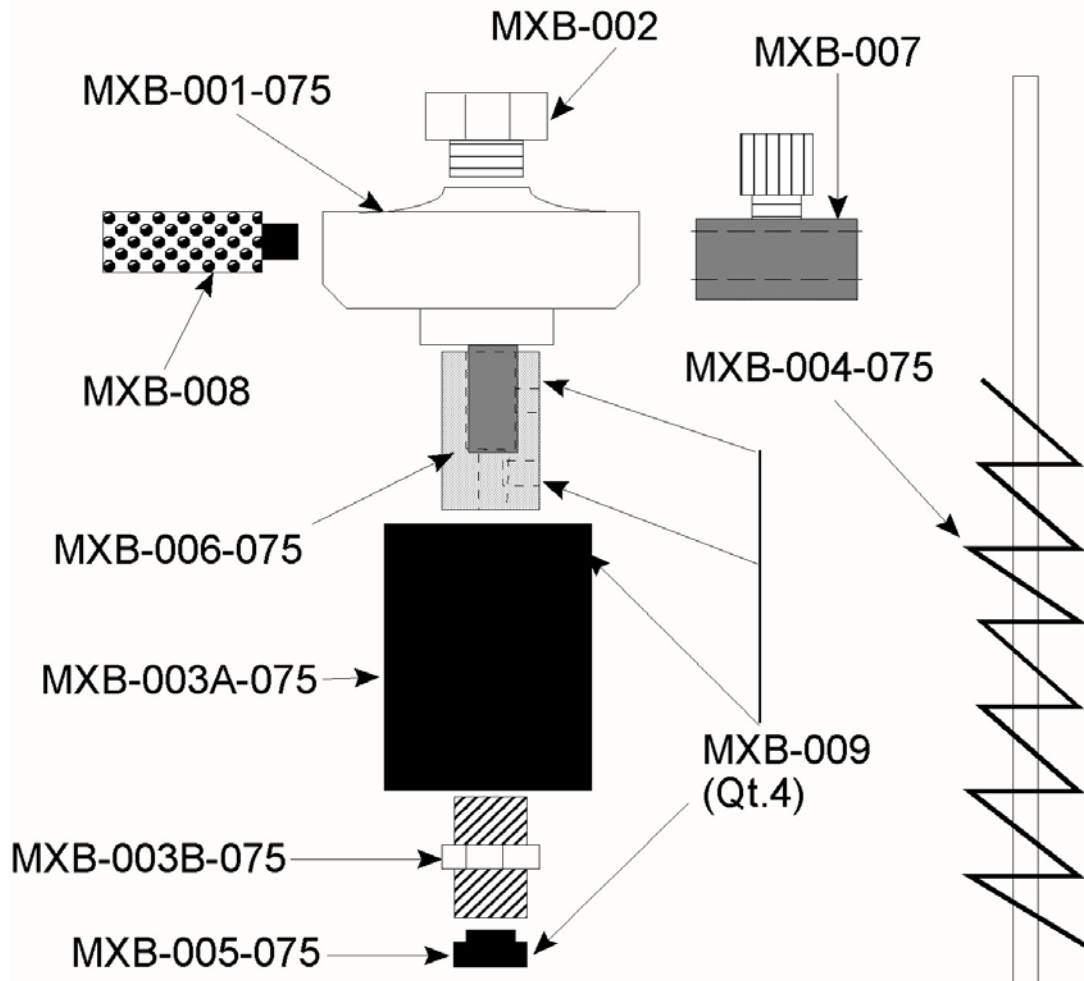
Ajuste:


Ajuste el lubricador para que deje pasar una (1) gota de aceite por cada 1.5./2.0 metros cubicos de aire que se haya utilizado. No hay ajustes que efectuar en el producto.

Copyright 2005 ®

MXB-075 Parts Diagram and Parts list
 Revised 13 – April – 2005

- MXB-001-075 3/4HP Air Motor
- MXB-002 Motor Bearing Cap
- MXB-003A-075 Anodized Mixer Body
- MXB-003B-075 1/2" NPT SS Hex Nipple
- MXB-004-075 10mm SS Screw Type Shaft
- MXB-005-075 Delrin Resin Block Bushing
- MXB-006-075 Steel Shaft Coupling
- MXB-007 3/8" Graduated Needle Valve
- MXB-008 Metal Motor Muffler
- MXB-009 1/4-20 x 1/4" Set Screw (4 Required)





ES Manufacturing, Incorporated

Est.
1973

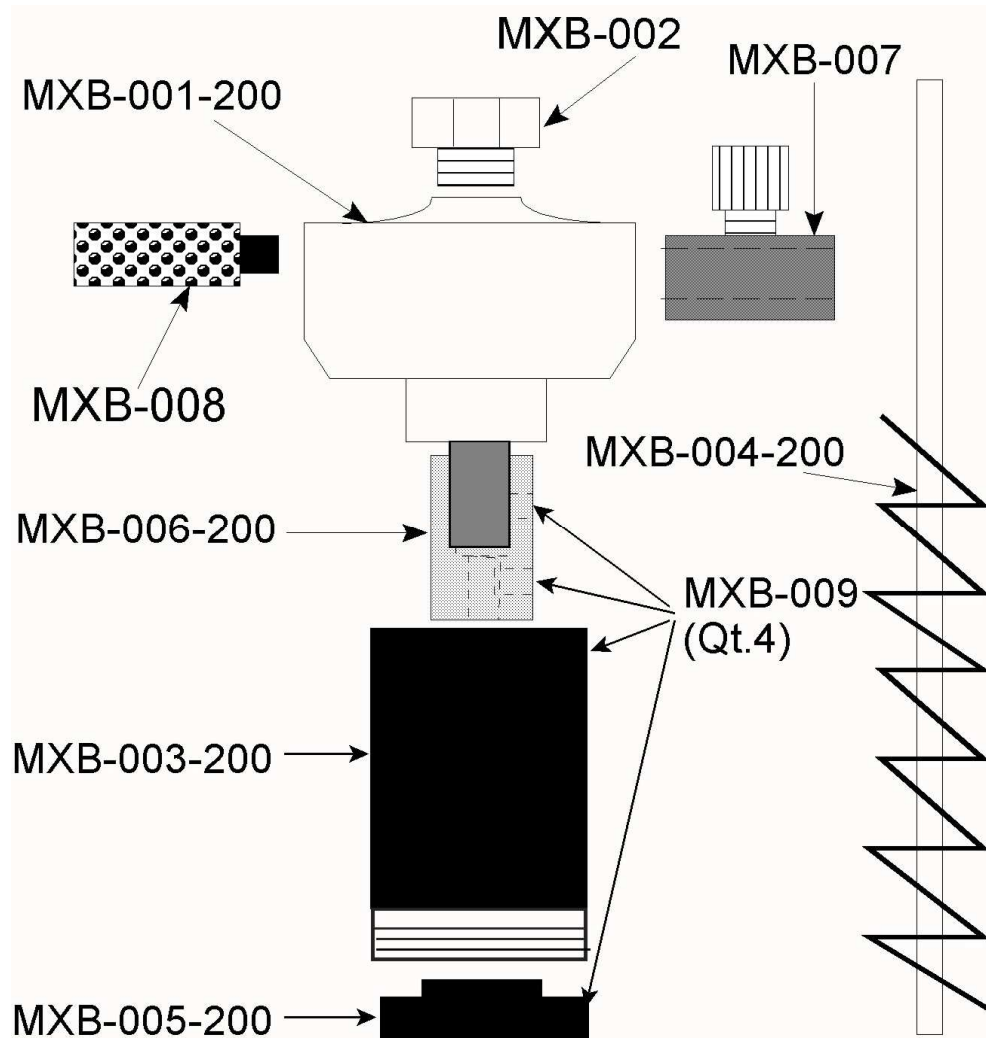
Engineered Solutions



Makers of fine tools and accessories for the
fiberglass and composite industries

MXB075/ MXB-200 Parts Diagram and Parts list Revised 13 – August – 2007

- MXB-001-200/075 1.5HP Air Motor / 075 3/4
- MXB-002 Motor Bearing Cap
- MXB-003-200/075 Anodized Mixer Body
- MXB-004-200/075 20mm SS Screw Type Shaft
- MXB-005-200/075 Delrin Resin Block Bushing
- MXB-006-200/075 Steel Shaft Coupling
- MXB-007 3/8" Graduated Needle Valve
- MXB-008 Metal Motor Muffler
- MXB-009 1/4-20 x 1/4" Set Screw (4 Required)






ES Manufacturing, Incorporated
 Est. 1973 **Engineered Solutions**
 Makers of fine tools and accessories for the fiberglass and composite industries



**Air Powered Drum
 MXB-075/MXB-200**



ES Manufacturing, Inc.
 P.O. Box 11692
 St. Petersburg, FL 33733-1692
 USA

*Please take few minutes to fill out the below warranty sheet. It will help us
 Serve you better.*

Visit our Website at www.esmfg.com

If you have pictures of your products, we would like to use them at our domestic and international trade shows.

Date of Purchase: _____

Company Name: _____

Street Address: _____

City / State / Zip; _____

Phone#: _____ Fax #: _____

Contact: _____

Primary Line of Business: _____

Is this your first ES Mfg., Inc. purchase? Yes No

Who did you purchase this unit from?: _____

What was your purchase price?: _____

Which was more important in your purchase?:

Simplicity Effectiveness Price Reputation

Would you like a free catalog?: Yes No

Comments: _____

Please return this sheet in the enclosed envelope.